

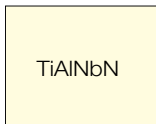
INSERT GRADE SELECTIONS



JIS Use Classification (ISO)			Main Grades		
			Coated (Carbide)		
Carbon Steels Alloyed Steels (SS, SCM, SCr, SC, SNCM...)	01	FINISHING	ATH80D	ACS05E	
	10		PCA12M	JX1020	JX1015
	20	GENERAL	JX1045	CY250	PTH30E
	30		JX1060	GX2030	
	40	ROUGHING			
Tool Steels, HSS Cast Steels Stainless Steels	01	FINISHING			
	10				
	20	GENERAL	JX1020	JX1015	CY150
	30		JX1045	CY250	PTH30E
	40	ROUGHING	GX2030	JX1060	
Steels, Cast Steels	01	FINISHING	ACS05E		
	10				
	20	GENERAL	JX1020	JX1015	CY150
	30		JX1045	CY250	PTH30E
	40	ROUGHING	GX2030	JX1060	
Stainless Steels (SUS304)	01	FINISHING			
	10				
	20	GENERAL	JX1020	JX1015	CY150
	30		JX1045	CY250	PTH30E
	40	ROUGHING	GX2030	JX1060	
Mn Steels, Cast Iron, Alloyed Cast Iron	01	FINISHING	ATH80D	ACS05E	
	10				
	20	GENERAL	JX1020	JX1015	CY150
	30		JX1045	CY250	PTH30E
	40	ROUGHING	GX2030	JX1060	
Cast Iron (FC250...)	01	FINISHING	ATH80D	ACS05E	
	10				
	20	GENERAL	JX1020	JX1015	CY150
	30		JX1045	CY250	PTH30E
	40	ROUGHING	GX2030	JX1060	
Ductile Cast Iron (FCD450)	01	FINISHING	ATH80D	ACS05E	
	10				
	20	GENERAL	JX1020	JX1015	CY150
	30		JX1045	CY250	PTH30E
	40	ROUGHING	GX2030	JX1060	

JX

Thickness: 4 μ




ATH

Thickness: 3 μ



ACS

Thickness: 3 μ



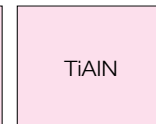
PCA

Thickness: 3 μ



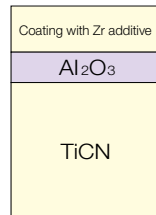
CY

Thickness: 3 μ



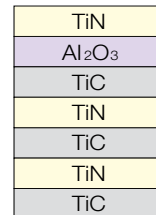
GX

Thickness: 6 μ



GF

Thickness: 6 μ



Insert Grade Cross Reference Chart



		Hitachi	Mitsubishi	Sumitomo	Tungaloy	Dijet	Sandvik	Seco
P	P01	ATH80D ACS05E		ACP100		JC5003		
	P10	PCA12M JX1020		ACZ310 ACP100	AH710	JC5003 JC5030	GC1010 GC1025 GC3040 GC4220 GC4230	T200M
	P20	JX1015 CY150	VP15TF F7030 FH7020	ACZ310 ACZ330 ACP200	T3030 AH330 AH740 GH730 GH330	JC5015 JC5030 JC5040	GC1010 GC2030 GC3040 GC4230	T250M T25M F25M T200M
	P30	JX1045 CY250 PTH30E	VP15TF VP30RT F7030	ACZ330 ACZ350 ACZ200	GH330 AH330 AH120 AH740 T3030	JC5015 JC5040	GC1030 GC2040 GC4230 GC4240	T250M T25M F25M F30M T350M T40M
	P40	JX1060 GX2030	VP30RT	ACZ350 ACP300	AH120	JC5040		F40M T60M
M	M01	ACS05E						
	M10	JX1020			GH730 GH330	JC5003	GC1025 GC1030 GC4230	
	M20	JX1015 CY150	VP15TF VP20RT F7030	ACZ310 EH20Z	GH330 T3030 AH140 GH730	JC5015 JC5030 JC5040 JC4015	GC2030 GC2040 GC4230 GC4240	T250M T25M F25M F30M T350M
	M30	JX1045 CY250 PTH30E	VP15TF VP20RT VP30RT F7030	ACZ330 EH20Z ACZ350	AH120 T3030 AH140	JC5015 JC5030 JC5040 JC4015	GC2040 GC4230 GC4240	T250M T25M F40M F30M T350M
	M40	JX1060	VP30RT	ACZ350	AH140	JC5015		F40M
K	K01	ATH80D ACS05E			AH110	JC5003		
	K10	JX1020	F5010	ACZ310 ACK200	AH110 GH110 T1015 T1020 AH120	JC5003	GC1010 GC3220 K15W K20D	T150M
	K20	JX1015 CY150	VP15TF VP20RT F5020	ACZ310 ACK200	AH120 T1015	JC5015	GC1020 GC3040 GC4220 GC4240 K20D K20W	T150M T200M
	K30 Roughing	JX1045 CY250 GX2030	VP15TF VP20RT	ACZ330 ACK300		JC5015	GC3040 GC4230	T200M T150M